

AMENDMENT NO. 1
TO
THE LINKING AGREEMENT
WITH FREIGHTLINER OF ARIZONA, LLC
(ADSP015-093361, Contract No. C-10961)

This Amendment No. 1 ("Amendment") to the Linking Agreement ("Agreement") is made this _____ day of _____, 2016, ("Effective Date"), by and between the City of Glendale, an Arizona municipal corporation ("City") and Freightliner of Arizona, LLC, an Arizona limited liability company ("Contractor").

RECITALS

- A. City and Freightliner of Arizona, LLC ("Contractor") previously entered into Linking Agreement, Contract No. C-10961, dated June 28, 2016 ("Agreement"); and
- B. The original State of Arizona Contract, Contract No. ADSP015-093361 had an initial one-year term beginning January 9, 2014 through January 14, 2015 with the option to extend an additional four (4) years in one-year increments; and
- C. The State of Arizona Contract No. ADSP015-093361 as amended, expires on January 14, 2017; and
- D. City and Contractor wish to modify and amend the Agreement subject to and strictly in accordance with the terms of this Amendment.

AGREEMENT

In consideration of the mutual promises set forth herein and other good and valuable consideration, the receipt and sufficiency of which are hereby acknowledged, the City and Contractor hereby agree as follows:

- 1. **Recitals.** The recitals set forth above are not merely recitals, but form an integral part of this Amendment.
- 2. **Term.** The term of the Agreement is unchanged and shall expire on January 14, 2017.
- 3. **Scope of Work.** The Scope of Work is amended to include the purchase of one 114SD Conventional Chassis Dump Truck and future purchases of rearload trucks.
- 4. **Compensation.** Section 4.1 of the Agreement is modified and amended as follows:
4.1 Compensation. Contractor's compensation for the Project, including those furnished by its Subcontractors will not exceed \$1,432,016.35 for the entire term of the contract as extended.

5. **Insurance Certificate.** Current certificate will expire on March 1, 2017 and a new certificate applying to the extended term must be provided prior to this date to Materials Management and the Contract Administrator.
6. **Non-discrimination.** Contractor must not discriminate against any employee or applicant for employment on the basis of race, color, religion, sex, national origin, age, marital status, sexual orientation, gender identity or expression, genetic characteristics, familial status, U.S. military veteran status or any disability. Contractor will require any Sub-contractor to be bound to the same requirements as stated within this section. Contractor, and on behalf of any subcontractors, warrants compliance with this section.
7. **No Boycott of Israel.** The Parties agree that they are not currently engaged in, and agree that for the duration of the Agreement they will not engage in, a boycott of Israel, as that term is defined in A.R.S. §35-393.
8. **Ratification of Agreement.** City and Contractor hereby agree that except as expressly provided herein, the provisions of the Agreement shall be, and remain in full force and effect and that if any provision of this Amendment conflicts with the Agreement, then the provisions of this Amendment shall prevail.

[Signatures on the following page.]

CITY OF GLENDALE, an Arizona
municipal corporation

Kevin R. Phelps, City Manager


ATTEST:

Julie K. Bower, City Clerk (SEAL)

APPROVED AS TO FORM:

Michael D. Bailey, City Attorney

Freightliner of Arizona, LLC,
an Arizona limited liability company



By: Cory Thompson

Its: Truck Sales Manager

8/18/16

Prepared for:
Chris Kinion
City of Glendale
6210 W Myrtle Ave
Glendale, AZ 85301
Phone: 623-930-2625

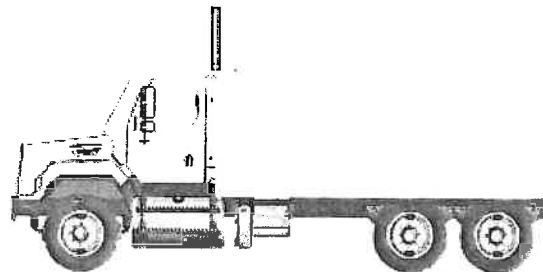
Prepared by:
Cory Thompson
FREIGHTLINER OF ARIZONA
9899 W ROOSEVELT STREET
TOLLESON, AZ 85353

*A proposal for
City of Glendale*

*Prepared by
FREIGHTLINER OF ARIZONA
Cory Thompson*

Jul 18, 2016

Freightliner 114SD



Components shown may not reflect all spec'd options and are not to scale

Prepared for:
Chris Kinion
City of Glendale
6210 W Myrtle Ave
Glendale, AZ 85301
Phone: 623-930-2625

Prepared by:
Cory Thompson
FREIGHTLINER OF ARIZONA
9899 W ROOSEVELT STREET
TOLLESON, AZ 85353

S P E C I F I C A T I O N P R O P O S A L

	Description	Weight Front	Weight Rear
Price Level			
	SD PRL-14D (EFF:10/05/15)		
Data Version			
	SPECPRO21 DATA RELEASE VER 034		
Vehicle Configuration			
	114SD CONVENTIONAL CHASSIS	7,934	6,576
	2017 MODEL YEAR SPECIFIED		
	SET BACK AXLE - TRUCK	480	-480
	TRAILER TOWING PROVISION AT END OF FRAME FOR TRUCK	10	10
	LH PRIMARY STEERING LOCATION		
General Service			
	TRUCK/TRAILER CONFIGURATION		
	DOMICILED, USA 50 STATES (INCLUDING CALIFORNIA AND CARB OPT-IN STATES)		
	CONSTRUCTION SERVICE		
	GOVERNMENT BUSINESS SEGMENT		
	DRY BULK COMMODITY		
	TERRAIN/DUTY: 100% (ALL) OF THE TIME, IN TRANSIT, IS SPENT ON PAVED ROADS		
	MAXIMUM 8% EXPECTED GRADE		
	SMOOTH CONCRETE OR ASPHALT PAVEMENT - MOST SEVERE IN-TRANSIT (BETWEEN SITES) ROAD SURFACE		
	FREIGHTLINER LEVEL II WARRANTY		
	EXPECTED FRONT AXLE(S) LOAD : 18000.0 lbs		
	EXPECTED REAR DRIVE AXLE(S) LOAD : 40000.0 lbs		
	EXPECTED PUSHER AXLE(S) LOAD : 0.0 lbs		
	EXPECTED GROSS VEHICLE WEIGHT CAPACITY : 58000.0 lbs		
	EXPECTED GROSS COMBINATION WEIGHT : 80000.0 lbs		



Prepared for:
Chris Kinion
City of Glendale
6210 W Myrtle Ave
Glendale, AZ 85301
Phone: 623-930-2625

Prepared by:
Cory Thompson
FREIGHTLINER OF ARIZONA
9899 W ROOSEVELT STREET
TOLLESON, AZ 85353

	Description	Weight Front	Weight Rear
Truck Service			
	END DUMP BODY		
Tractor Service			
	FLATBED TRAILER		
	SINGLE (1) TRAILER		
Engine			
	CUM ISL 350 HP @ 2000 RPM, 2200 GOV RPM, 1000 LB/FT @ 1400 RPM	-850	-70
Electronic Parameters			
	75 MPH ROAD SPEED LIMIT		
	CRUISE CONTROL SPEED LIMIT SAME AS ROAD SPEED LIMIT		
	PTO MODE ENGINE RPM LIMIT - 1100 RPM		
	PTO RPM WITH CRUISE SET SWITCH - 700 RPM		
	PTO RPM WITH CRUISE RESUME SWITCH - 800 RPM		
	PTO MODE CANCEL VEHICLE SPEED - 5 MPH		
	PTO GOVERNOR RAMP RATE - 250 RPM PER SECOND		
	PTO MINIMUM RPM - 700		
	REGEN INHIBIT SPEED THRESHOLD - 5 MPH		
Engine Equipment			
	2016 ONBOARD DIAGNOSTICS/2010 EPA/CARB/GHG17 BUT NOT FINAL GHG17 CONFIGURATION		
	2008 CARB EMISSION CERTIFICATION - CLEAN IDLE (INCLUDES 6X4 INCH LABEL ON LOWER FORWARD CORNER OF DRIVER DOOR)		
	NO 2013 ENGINE ESCALATOR		
	STANDARD OIL PAN		
	ENGINE MOUNTED OIL CHECK AND FILL		
	SIDE OF HOOD AIR INTAKE WITH DONALDSON HIGH CAPACITY AIR CLEANER WITH SAFETY ELEMENT, FIREWALL MOUNTED		
	DR 12V 160 AMP 28-SI QUADRAMOUNT PAD ALTERNATOR WITH REMOTE BATTERY VOLT SENSE		
	(3) ALLIANCE MODEL 1231, GROUP 31, 12 VOLT MAINTENANCE FREE 3375 CCA THREADED STUD BATTERIES		
	BATTERY BOX FRAME MOUNTED		

Prepared for:
Chris Kinion
City of Glendale
6210 W Myrtle Ave
Glendale, AZ 85301
Phone: 623-930-2625

Prepared by:
Cory Thompson
FREIGHTLINER OF ARIZONA
9899 W ROOSEVELT STREET
TOLLESON, AZ 85353

Description	Weight Front	Weight Rear
STANDARD BATTERY JUMPERS		
SINGLE BATTERY BOX FRAME MOUNTED LH SIDE BACK OF CAB		
WIRE GROUND RETURN FOR BATTERY CABLES WITH ADDITIONAL FRAME GROUND RETURN		
NON-POLISHED BATTERY BOX COVER		
CUMMINS TURBOCHARGED 18.7 CFM AIR COMPRESSOR WITH INTERNAL SAFETY VALVE		
ELECTRONIC ENGINE INTEGRAL SHUTDOWN PROTECTION SYSTEM		
C-BRAKE BY JACOBS WITH LOW/OFF/HIGH BRAKING DASH SWITCH	80	
RH OUTBOARD UNDER STEP MOUNTED HORIZONTAL AFTERTREATMENT SYSTEM ASSEMBLY WITH RH B-PILLAR MOUNTED VERTICAL TAILPIPE	30	25
ENGINE AFTERTREATMENT DEVICE, AUTOMATIC OVER THE ROAD REGENERATION AND DASH MOUNTED REGENERATION REQUEST SWITCH		
09 FOOT 06 INCH (114 INCH+0/-5.9 INCH) EXHAUST SYSTEM HEIGHT		
RH CURVED VERTICAL TAILPIPE B-PILLAR MOUNTED ROUTED FROM STEP		
6 GALLON DIESEL EXHAUST FLUID TANK	-35	-10
100 PERCENT DIESEL EXHAUST FLUID FILL		
STANDARD DIESEL EXHAUST FLUID PUMP MOUNTING		
LH MEDIUM DUTY STANDARD DIESEL EXHAUST FLUID TANK LOCATION		
STANDARD DIESEL EXHAUST FLUID TANK CAP		
ALUMINUM AFTERTREATMENT DEVICE/MUFFLER/TAILOPIPE SHIELD(S)		
HORTON DRIVEMASTER ADVANTAGE ON/OFF FAN DRIVE		
AUTOMATIC FAN CONTROL WITHOUT DASH SWITCH, NON ENGINE MOUNTED		
CUMMINS SPIN ON FUEL FILTER		
COMBINATION FULL FLOW/BYPASS OIL FILTER		
FLEETGUARD PLAIN COOLANT FILTER		
1300 SQUARE INCH ALUMINUM RADIATOR	-20	
ANTIFREEZE TO -34F, OAT (NITRITE AND SILICATE FREE) EXTENDED LIFE COOLANT		
GATES BLUE STRIPE COOLANT HOSES OR EQUIVALENT		



Prepared for:
Chris Kinion
City of Glendale
6210 W Myrtle Ave
Glendale, AZ 85301
Phone: 623-930-2625

Prepared by:
Cory Thompson
FREIGHTLINER OF ARIZONA
9899 W ROOSEVELT STREET
TOLLESON, AZ 85353

	Description	Weight Front	Weight Rear
	CONSTANT TENSION HOSE CLAMPS FOR COOLANT HOSES		
	RADIATOR DRAIN VALVE		
	ELECTRIC GRID AIR INTAKE WARMER		
	DELCO 12V 38MT HD STARTER WITH INTEGRATED MAGNETIC SWITCH	-10	
Transmission			
	ALLISON 4500 RDS AUTOMATIC TRANSMISSION WITH PTO PROVISION	260	100
Transmission Equipment			
	ALLISON VOCATIONAL PACKAGE 223 - AVAILABLE ON 3000/4000 PRODUCT FAMILIES WITH VOCATIONAL MODELS RDS, HS, MH AND TRV		
	ALLISON VOCATIONAL RATING FOR ON/OFF HIGHWAY APPLICATIONS AVAILABLE WITH ALL PRODUCT FAMILIES		
	PRIMARY MODE GEARS, LOWEST GEAR 1, START GEAR 1, HIGHEST GEAR 6, AVAILABLE FOR 3000/4000 PRODUCT FAMILIES ONLY		
	SECONDARY MODE GEARS, LOWEST GEAR 1, START GEAR 1, HIGHEST GEAR 6, AVAILABLE FOR 3000/4000 PRODUCT FAMILIES ONLY		
	PRIMARY SHIFT SCHEDULE RECOMMENDED BY DTNA AND ALLISON, THIS DEFINED BY ENGINE AND VOCATIONAL USAGE		
	ENHANCED CONVERTER LOAD RELEASE - DISABLED, AVAILABLE FOR ALL PRODUCT FAMILIES ONLY		
	PRIMARY SHIFT SPEED RECOMMENDED BY DTNA AND ALLISON, THIS DEFINED BY ENGINE AND VOCATIONAL USAGE		
	SECONDARY SHIFT SPEED RECOMMENDED BY DTNA AND ALLISON, THIS DEFINED BY ENGINE AND VOCATIONAL USAGE		
	LOAD BASED SHIFT SCHEDULE AND VEHICLE ACCELERATION CONTROL RECOMMENDED BY DTNA AND ALLISON, THIS DEFINED VOCATIONAL USAGE		
	DRIVER SWITCH INPUT - DEFAULT - NO SWITCHES		
	VEHICLE INTERFACE WIRING CONNECTOR WITH PDM AND NO BLUNT CUTS, AT BACK OF CAB		
	ELECTRONIC TRANSMISSION CUSTOMER ACCESS CONNECTOR MOUNTED BACK OF CAB		

Prepared for:
Chris Kinion
City of Glendale
6210 W Myrtle Ave
Glendale, AZ 85301
Phone: 623-930-2625

Prepared by:
Cory Thompson
FREIGHTLINER OF ARIZONA
9899 W ROOSEVELT STREET
TOLLESON, AZ 85353

Description	Weight Front	Weight Rear
CUSTOMER INSTALLED CHELSEA 277 SERIES PTO		
PTO MOUNTING, LH SIDE OF MAIN TRANSMISSION		
MAGNETIC PLUGS, ENGINE DRAIN, TRANSMISSION DRAIN, AXLE(S) FILL AND DRAIN		
PUSH BUTTON ELECTRONIC SHIFT CONTROL, DASH MOUNTED		
TRANSMISSION PROGNOSTICS - ENABLED 2013		
WATER TO OIL TRANSMISSION COOLER, IN RADIATOR END TANK	-30	
TRANSMISSION OIL CHECK AND FILL WITH ELECTRONIC OIL LEVEL CHECK		
SYNTHETIC TRANSMISSION FLUID (TES-295 COMPLIANT)		
Front Axle and Equipment		
MFS-18-133A 18,000# FL1 71.0 INCH KPI/3.74 INCH DROP SINGLE FRONT AXLE	250	
MERITOR 16.5X6 Q+ CAST SPIDER CAM FRONT BRAKES, DOUBLE ANCHOR, FABRICATED SHOES	10	
NON-ASBESTOS FRONT BRAKE LINING		
CONMET CAST IRON FRONT BRAKE DRUMS		
FRONT BRAKE DUST SHIELDS	5	
SKF SCOTSEAL PLUS XL FRONT OIL SEALS		
VENTED FRONT HUB CAPS WITH WINDOW, CENTER AND SIDE PLUGS - OIL		
STANDARD SPINDLE NUTS FOR ALL AXLES		
MERITOR AUTOMATIC FRONT SLACK ADJUSTERS		
STANDARD KING PIN BUSHINGS		
TRW THP-60 POWER STEERING WITH RH RAM POWER STEERING PUMP	70	
4 QUART POWER STEERING RESERVOIR	5	
OIL/AIR POWER STEERING COOLER	5	
ORGANIC SAE 80/90 FRONT AXLE LUBE		
Front Suspension		
18,000# TAPERLEAF FRONT SUSPENSION	200	
GRAPHITE BRONZE BUSHINGS WITH SEALS - FRONT SUSPENSION		
FRONT SHOCK ABSORBERS		



Prepared for:
Chris Kinion
City of Glendale
6210 W Myrtle Ave
Glendale, AZ 85301
Phone: 623-930-2625

Prepared by:
Cory Thompson
FREIGHTLINER OF ARIZONA
9899 W ROOSEVELT STREET
TOLLESON, AZ 85353

Description	Weight Front	Weight Rear
Rear Axle and Equipment		
MT-40-14X 40,000# R-SERIES TANDEM REAR AXLE		-40
4.88 REAR AXLE RATIO		
IRON REAR AXLE CARRIER WITH OPTIONAL HEAVY DUTY AXLE HOUSING		40
MXL 176T MERITOR EXTENDED LUBE MAIN DRIVELINE WITH HALF ROUND YOKES	25	25
MXL 17T MERITOR EXTENDED LUBE INTERAXLE DRIVELINE WITH HALF ROUND YOKES		
(1) INTERAXLE LOCK VALVE FOR TANDEM OR TRIDEM DRIVE AXLES		
BLINKING LAMP WITH EACH INTERAXLE LOCK SWITCH, INTERAXLE UNLOCK DEFAULT WITH IGNITION OFF		
MERITOR 16.5X8.62 Q+ CAST SPIDER CAM REAR BRAKES, DOUBLE ANCHOR, FABRICATED SHOES		
NON-ASBESTOS REAR BRAKE LINING		
BRAKE CAMS AND CHAMBERS ON FORWARD SIDE OF DRIVE AXLE(S)		
MOTOR WHEEL CENTRIFUSE REAR BRAKE DRUMS		-60
SKF SCOTSEAL PLUS XL REAR OIL SEALS		
HALDEX GOLDSEAL LONGSTROKE 2-DRIVE AXLES SPRING PARKING CHAMBERS		
HALDEX AUTOMATIC REAR SLACK ADJUSTERS		
ORGANIC SAE 80/90 REAR AXLE LUBE		
STANDARD REAR AXLE BREATHER(S)		
Rear Suspension		
TUFTRAC 40,000# REAR SPRING SUSPENSION		360
TUFTRAC STANDARD RIDE HEIGHT		
AXLE CLAMPING GROUP		
54 INCH AXLE SPACING		
FORE/AFT AND TRANSVERSE CONTROL RODS		
REAR SHOCK ABSORBERS - TWO AXLES (TANDEM)		40
Brake System		
WABCO 4S/4M ABS WITHOUT TRACTION CONTROL		
REINFORCED NYLON, FABRIC BRAID AND WIRE BRAID CHASSIS AIR LINES		

Prepared for:
Chris Kinion
City of Glendale
6210 W Myrtle Ave
Glendale, AZ 85301
Phone: 623-930-2625

Prepared by:
Cory Thompson
FREIGHTLINER OF ARIZONA
9899 W ROOSEVELT STREET
TOLLESON, AZ 85353

Description	Weight Front	Weight Rear
FIBER BRAID PARKING BRAKE HOSE		
STANDARD BRAKE SYSTEM VALVES		
STANDARD AIR SYSTEM PRESSURE PROTECTION SYSTEM		
STD U.S. FRONT BRAKE VALVE		
RELAY VALVE WITH 5-8 PSI CRACK PRESSURE, NO REAR PROPORTIONING VALVE		
WABCO SS-1200 PLUS AIR DRYER WITH INTEGRAL AIR GOVERNOR AND HEATER		
AIR DRYER FRAME MOUNTED		
STEEL AIR BRAKE RESERVOIRS; CUSTOMER ACCEPTS TANKS MOUNTED PERPENDICULAR TO RAIL	10	10
CLEAR FRAME RAILS 36 INCHES FROM BACK OF CAB INSIDE/OUTBOARD/BELOW BOTH FRAME RAILS		
PETCOCK DRAIN VALVES ON ALL AIR TANK(S)		

Trailer Connections

AIR CONNECTIONS TO END OF FRAME WITH
GLAD HANDS FOR TRUCK AND NO DUST
COVERS

PRIMARY CONNECTOR/RECEPTACLE WIRED
FOR SEPARATE STOP/TURN, ABS CENTER PIN
POWERED THROUGH IGNITION

SAE J560 7-WAY PRIMARY TRAILER CABLE
RECEPTACLE MOUNTED END OF FRAME

UPGRADED CHASSIS MULTIPLEXING UNIT

Wheelbase & Frame

5325MM (210 INCH) WHEELBASE		
11/32X3-1/2X10-15/16 INCH STEEL FRAME (8.73MMX277.8MM/0.344X10.94 INCH) 120KSI	120	50
1/4 INCH (6.35MM) C-CHANNEL INNER FRAME REINFORCEMENT	190	380
1625MM (64 INCH) REAR FRAME OVERHANG		
FRAME OVERHANG RANGE: 61 INCH TO 70 INCH		
CALC'D BACK OF CAB TO REAR SUSP C/L (CA) : 144.45 in		
CALCULATED EFFECTIVE BACK OF CAB TO REAR SUSPENSION C/L (CA) : 141.45 in		
CALC'D FRAME LENGTH - OVERALL : 304.12		
CALC'D SPACE AVAILABLE FOR DECKPLATE : 144.45 in		

Prepared for:
Chris Kinion
City of Glendale
6210 W Myrtle Ave
Glendale, AZ 85301
Phone: 623-930-2625

Prepared by:
Cory Thompson
FREIGHTLINER OF ARIZONA
9899 W ROOSEVELT STREET
TOLLESON, AZ 85353

	Description	Weight Front	Weight Rear
	CALCULATED FRAME SPACE LH SIDE : 46.47 in		
	CALCULATED FRAME SPACE RH SIDE : 97.42 in		
	SQUARE END OF FRAME		
	FRONT CLOSING CROSSMEMBER		
	STANDARD WEIGHT ENGINE CROSSMEMBER		
	STANDARD MIDSHIP #1 CROSSMEMBER(S)		
	STANDARD REARMOST CROSSMEMBER		
	HEAVY DUTY SUSPENSION CROSSMEMBER		
Chassis Equipment			
	14 INCH PAINTED STEEL BUMPER	20	
	REMOVABLE FRONT TOW HOOKS STORED ON THE CHASSIS FRAME	25	
	BUMPER MOUNTING FOR SINGLE LICENSE PLATE		
	GRADE 8 THREADED HEX HEADED FRAME FASTENERS		
Fuel Tanks			
	80 GALLON/302 LITER ALUMINUM FUEL TANK - LH	10	
	25 INCH DIAMETER FUEL TANK(S)		
	PLAIN ALUMINUM/PAINTED STEEL FUEL/HYDRAULIC TANK(S) WITH PAINTED BANDS		
	FUEL TANK(S) FORWARD		
	PLAIN STEP FINISH		
	FUEL TANK CAP(S)		
	ALLIANCE FUEL FILTER/WATER SEPARATOR	15	
	EQUIFLO INBOARD FUEL SYSTEM		
	HIGH TEMPERATURE REINFORCED NYLON FUEL LINE		
Tires			
	MICHELIN XFE 425/65R22.5 20 PLY RADIAL FRONT TIRES	172	
	MICHELIN XDE M/S 11R22.5 16 PLY RADIAL REAR TIRES		88
Hubs			
	CONMET PRESET PLUS IRON FRONT HUBS		
	CONMET PRESET PLUS IRON REAR HUBS		
Wheels			

Prepared for:
Chris Kinion
City of Glendale
6210 W Myrtle Ave
Glendale, AZ 85301
Phone: 623-930-2625

Prepared by:
Cory Thompson
FREIGHTLINER OF ARIZONA
9899 W ROOSEVELT STREET
TOLLESON, AZ 85353

Description	Weight Front	Weight Rear
MAXION WHEELS 10035 22.5X12.25 10-HUB PILOT 4.75 INSET 5-HAND STEEL DISC FRONT WHEELS	102	
MAXION WHEELS 90541 22.5X8.25 10-HUB PILOT 2-HAND STEEL DISC REAR WHEELS		
Cab Exterior		
114 INCH BBC FLAT ROOF ALUMINUM CONVENTIONAL CAB		
AIR CAB MOUNTS		
NONREMOVABLE BUGSCREEN MOUNTED BEHIND GRILLE		
FRONT FENDERS SET-BACK AXLE		
BOLT-ON MOLDED FLEXIBLE FENDER EXTENSIONS	10	
LH AND RH GRAB HANDLES		
BRIGHT FINISH RADIATOR SHELL/HOOD BEZEL		
STATIONARY BLACK GRILLE WITH BRIGHT ACCENTS		
CHROME HOOD MOUNTED AIR INTAKE GRILLE		
FIBERGLASS HOOD		
SINGLE 14 INCH ROUND POLISHED AIR HORN ROOF MOUNTED		
SINGLE ELECTRIC HORN		
SINGLE HORN SHIELD		
DOOR LOCKS AND IGNITION SWITCH KEYED THE SAME WITH (4) KEYS		
REAR LICENSE PLATE MOUNT END OF FRAME		
HALOGEN COMPOSITE HEADLAMPS WITH BRIGHT BEZELS		
(5) AMBER MARKER LIGHTS		
INTEGRAL STOP/TAIL/BACKUP LIGHTS		
STANDARD FRONT TURN SIGNAL LAMPS		
DUAL WEST COAST BRIGHT FINISH HEATED MIRRORS WITH LH AND RH REMOTE		
DOOR MOUNTED MIRRORS		
102 INCH EQUIPMENT WIDTH		
LH AND RH 8 INCH BRIGHT FINISH CONVEX MIRRORS MOUNTED UNDER PRIMARY MIRRORS		
STANDARD SIDE/REAR REFLECTORS		
NO CAB MOUNTED STEPS		
63X14 INCH TINTED REAR WINDOW		



Prepared for:
Chris Kinion
City of Glendale
6210 W Myrtle Ave
Glendale, AZ 85301
Phone: 623-930-2625

Prepared by:
Cory Thompson
FREIGHTLINER OF ARIZONA
9899 W ROOSEVELT STREET
TOLLESON, AZ 85353

Description	Weight Front	Weight Rear
TINTED DOOR GLASS LH AND RH WITH TINTED OPERATING WING WINDOWS		
RH AND LH ELECTRIC POWERED WINDOWS, PASSENGER SWITCHES ON DOOR(S)	8	
TINTED WINDSHIELD		
2 GALLON WINDSHIELD WASHER RESERVOIR WITHOUT FLUID LEVEL INDICATOR, FRAME MOUNTED		
Cab Interior		
OPAL GRAY VINYL INTERIOR		
MOLDED PLASTIC DOOR PANEL WITHOUT VINYL INSERT WITH ALUMINUM KICKPLATE LOWER DOOR		
MOLDED PLASTIC DOOR PANEL WITHOUT VINYL INSERT WITH ALUMINUM KICKPLATE LOWER DOOR		
BLACK MATS WITH SINGLE INSULATION		
DASH MOUNTED ASH TRAYS AND LIGHTER		
FORWARD ROOF MOUNTED CONSOLE WITH UPPER STORAGE COMPARTMENTS WITHOUT NETTING		
IN DASH STORAGE BIN		
CENTER STORAGE CONSOLE MOUNTED ON BACKWALL	20	
(2) CUP HOLDERS LH AND RH DASH		
GRAY/CHARCOAL FLAT DASH		
SMART SWITCH EXPANSION MODULE		
5 LB. FIRE EXTINGUISHER	10	
HEATER, DEFROSTER AND AIR CONDITIONER		
STANDARD HVAC DUCTING		
MAIN HVAC CONTROLS WITH RECIRCULATION SWITCH		
STANDARD HEATER PLUMBING WITH BALL SHUTOFF VALVES		
DENSO HEAVY DUTY AIR CONDITIONER COMPRESSOR		
BINARY CONTROL, R-134A		
STANDARD INSULATION		
SOLID-STATE CIRCUIT PROTECTION AND FUSES		
12V NEGATIVE GROUND ELECTRICAL SYSTEM		
DOME DOOR ACTIVATED LH AND RH, DUAL READING LIGHTS, FORWARD CAB ROOF		



Prepared for:
Chris Kinion
City of Glendale
6210 W Myrtle Ave
Glendale, AZ 85301
Phone: 623-930-2625

Prepared by:
Cory Thompson
FREIGHTLINER OF ARIZONA
9899 W ROOSEVELT STREET
TOLLESON, AZ 85353

Description	Weight Front	Weight Rear
LH AND RH ELECTRIC DOOR LOCKS		
(1) 12 VOLT POWER SUPPLY IN DASH		
TRIANGULAR REFLECTORS WITHOUT FLARES	10	
BASIC HIGH BACK AIR SUSPENSION DRIVER SEAT WITH MECHANICAL LUMBAR AND INTEGRATED CUSHION EXTENSION	30	
BASIC HIGH BACK NON SUSPENSION PASSENGER SEAT		
DUAL DRIVER SEAT ARMRESTS, NO PASSENGER SEAT ARMRESTS	4	
LH AND RH INTEGRAL DOOR PANEL ARMRESTS		
GRAY MORDURA CLOTH DRIVER SEAT COVER		
GRAY MORDURA CLOTH PASSENGER SEAT COVER		
3 POINT FIXED D-RING RETRACTOR DRIVER AND PASSENGER SEAT BELTS		
ADJUSTABLE TILT AND TELESCOPING STEERING COLUMN	10	
4-SPOKE 18 INCH (450MM) STEERING WHEEL		
DRIVER AND PASSENGER INTERIOR SUN VISORS		

Instruments & Controls

GRAY DRIVER INSTRUMENT PANEL	
GRAY CENTER INSTRUMENT PANEL	
BLACK GAUGE BEZELS	
LOW AIR PRESSURE INDICATOR LIGHT AND AUDIBLE ALARM	
2 INCH PRIMARY AND SECONDARY AIR PRESSURE GAUGES	
DASH MOUNTED AIR RESTRICTION INDICATOR WITH GRADUATIONS	
97 DB BACKUP ALARM	3
ELECTRONIC CRUISE CONTROL WITH SWITCHES IN LH SWITCH PANEL	
KEY OPERATED IGNITION SWITCH AND INTEGRAL START POSITION; 4 POSITION OFF/RUN/START/ACCESSORY	
ICU3S, 132X48 DISPLAY WITH DIAGNOSTICS, 28 LED WARNING LAMPS AND DATA LINKED	
HEAVY DUTY ONBOARD DIAGNOSTICS INTERFACE CONNECTOR LOCATED BELOW LH DASH	
2 INCH ELECTRIC FUEL GAUGE	



Prepared for:
Chris Kinion
City of Glendale
6210 W Myrtle Ave
Glendale, AZ 85301
Phone: 623-930-2625

Prepared by:
Cory Thompson
FREIGHTLINER OF ARIZONA
9899 W ROOSEVELT STREET
TOLLESON, AZ 85353

Description	Weight Front	Weight Rear
PROGRAMMABLE RPM CONTROL - ELECTRONIC ENGINE		
ELECTRICAL ENGINE COOLANT TEMPERATURE GAUGE		
2 INCH TRANSMISSION OIL TEMPERATURE GAUGE		
ENGINE AND TRIP HOUR METERS INTEGRAL WITHIN DRIVER DISPLAY		
(1) DASH MOUNTED PTO SWITCH WITH INDICATOR LAMP - PARK BRAKE AND NEUTRAL INTERLOCK FOR CUSTOMER INSTALLED PTO	5	
ELECTRIC ENGINE OIL PRESSURE GAUGE		
OVERHEAD INSTRUMENT PANEL		
AM/FM/WB RADIO WITH BLUETOOTH AND MICROPHONE, FRONT USB PORT, FRONT AND REAR AUXILIARY INPUTS AND J1939	10	
DASH MOUNTED RADIO		
(2) RADIO SPEAKERS IN CAB		
AM/FM ANTENNA MOUNTED ON FORWARD LH ROOF	2	
POWER AND GROUND WIRING PROVISION OVERHEAD		
ROOF/OVERHEAD CONSOLE CB RADIO PROVISION		
ELECTRONIC MPH SPEEDOMETER WITH SECONDARY KPH SCALE, WITHOUT ODOMETER		
STANDARD VEHICLE SPEED SENSOR		
ELECTRONIC 3000 RPM TACHOMETER		
NO VEHICLE PERFORMANCE MONITOR	-5	
IGNITION SWITCH CONTROLLED ENGINE STOP		
TWO ON/OFF ROCKER SWITCHES IN THE DASH WITH INDICATOR LIGHTS AND WIRE ROUTED TO CHASSIS AT BACK OF CAB, LABEL OPT		
BW TRACTOR PROTECTION VALVE		
TRAILER HAND CONTROL BRAKE VALVE	2	
DIGITAL VOLTAGE DISPLAY INTEGRAL WITH DRIVER DISPLAY		
SINGLE ELECTRIC WINDSHIELD WIPER MOTOR WITH DELAY		
MARKER LIGHT SWITCH INTEGRAL WITH HEADLIGHT SWITCH		
TWO VALVE PARKING BRAKE SYSTEM WITH DASH VALVE CONTROL AUTONEUTRAL AND WARNING INDICATOR		



Prepared for:
Chris Kinion
City of Glendale
6210 W Myrtle Ave
Glendale, AZ 85301
Phone: 623-930-2625

Prepared by:
Cory Thompson
FREIGHTLINER OF ARIZONA
9899 W ROOSEVELT STREET
TOLLESON, AZ 85353

	Description	Weight Front	Weight Rear
Design	SELF CANCELING TURN SIGNAL SWITCH WITH DIMMER, WASHER/WIPER AND HAZARD IN HANDLE		
	INTEGRAL ELECTRONIC TURN SIGNAL FLASHER WITH HAZARD LAMPS OVERRIDING STOP LAMPS		
Color	PAINT: ONE SOLID COLOR		
	CAB COLOR A: L0006EB WHITE ELITE BC		
	BLACK, HIGH SOLIDS POLYURETHANE CHASSIS PAINT		
	NO FUEL TANK CABINET PAINT		
	POWDER WHITE (N0006EA) FRONT WHEELS/RIMS (PKWHT21, TKWHT21, W, TW)		
	POWDER WHITE (N0006EA) REAR WHEELS/RIMS (PKWHT21, TKWHT21, W, TW)		
	STANDARD BLACK BUMPER PAINT		
	STANDARD E COAT/UNDERCOATING		
Certification / Compliance	U.S. FMVSS CERTIFICATION, EXCEPT SALES CABS AND GLIDER KITS		

TOTAL VEHICLE SUMMARY

Weight Summary

	Weight Front	Weight Rear	Total Weight
Factory Weight ⁺	9199 lbs	7047 lbs	16246 lbs
Dealer Installed Options	0 lbs	0 lbs	0 lbs
Total Weight ⁺	9199 lbs	7047 lbs	16246 lbs

Extended Warranty

EPA 2013 CUMMINS ISL ENGINE EXTENDED WARRANTY DC1, 5
YEARS/150,000 MILES/240 000 KM FEX

EPA 2013 CUMMINS ISL ENGINE EXTENDED WARRANTY
AFTERTREATMENT AT3, 5 YEARS/150,000 MILES/240 000 KM FEX



Prepared for:
Chris Kinion
City of Glendale
6210 W Myrtle Ave
Glendale, AZ 85301
Phone: 623-930-2625

Prepared by:
Cory Thompson
FREIGHTLINER OF ARIZONA
9899 W ROOSEVELT STREET
TOLLESON, AZ 85353

Dealer Installed Options

	Weight Front	Weight Rear
NORWOOD DUMP BODY	0	0
Total Dealer Installed Options	0 lbs	0 lbs

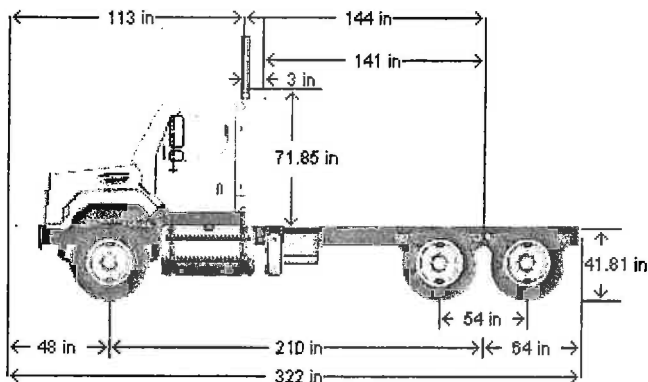
(+) Weights shown are estimates only.
If weight is critical, contact Customer Application Engineering.



Prepared for:
 Chris Kinion
 City of Glendale
 6210 W Myrtle Ave
 Glendale, AZ 85301
 Phone: 623-930-2625

Prepared by:
 Cory Thompson
 FREIGHTLINER OF ARIZONA
 9899 W ROOSEVELT STREET
 TOLLESON, AZ 85353

DIMENSIONS



VEHICLE SPECIFICATIONS SUMMARY - DIMENSIONS

Model	114SD
Wheelbase (545)	5325MM (210 INCH) WHEELBASE
Rear Frame Overhang (552)	1625MM (64 INCH) REAR FRAME OVERHANG
Fifth Wheel (578)	NO FIFTH WHEEL
Mounting Location (577)	NO FIFTH WHEEL LOCATION
Maximum Forward Position (in)	0
Maximum Rearward Position (in)	0
Amount of Slide Travel (in)	0
Slide Increment (in)	0
Desired Slide Position (in)	0.0
Cab Size (829)	114 INCH BBC FLAT ROOF ALUMINUM CONVENTIONAL CAB
Sleeper (682)	NO SLEEPER BOX/SLEEPER CAB
Exhaust System (016)	RH OUTBOARD UNDER STEP MOUNTED HORIZONTAL AFTERTREATMENT SYSTEM ASSEMBLY WITH RH B-PILLAR MOUNTED VERTICAL TAILPIPE

TABLE SUMMARY - DIMENSIONS

Prepared for:
Chris Kinion
City of Glendale
6210 W Myrtle Ave
Glendale, AZ 85301
Phone: 623-930-2625

Prepared by:
Cory Thompson
FREIGHTLINER OF ARIZONA
9899 W ROOSEVELT STREET
TOLLESON, AZ 85353

Bumper to Back of Cab (BBC)	113.4
Bumper to Centerline of Front Axle (BA)	47.9
Min. Cab to Body Clearance (CB)	3.0
Back of Cab to Centerline of Rear Axle(s) (CA)	144.4
Effective Back of Cab to Centerline of Rear Axle(s) (Effective CA)	141.4
Back of Cab Protrusions (Exhaust/Intake) (CP)	1.5
Back of Cab Protrusions (Side Extenders/Trim Tab) (CP)	0.0
Back of Cab Protrusions (CNG Tank)	0.0
Back of Cab Clearance (CL)	3.0
Back of Cab to End of Frame	208.4
Cab Height (CH)	71.9
Wheelbase (WB)	210.0
Frame Overhang (OH)	64.0
Overall Length (OAL)	321.9
Rear Axle Spacing	54.0
Unladen Frame Height at Centerline of Rear Axle	41.8

Performance calculations are estimates only. If performance calculations are critical, please contact Customer Application Engineering.



Prepared for:
 Chris Kinion
 City of Glendale
 6210 W Myrtle Ave
 Glendale, AZ 85301
 Phone: 623-930-2625

Prepared by:
 Cory Thompson
 FREIGHTLINER OF ARIZONA
 9899 W ROOSEVELT STREET
 TOLLESON, AZ 85353

Q U O T A T I O N

114SD CONVENTIONAL CHASSIS

SET BACK AXLE - TRUCK
 CUM ISL 350 HP @ 2000 RPM, 2200 GOV RPM, 1000
 LB/FT @ 1400 RPM
 ALLISON 4500 RDS AUTOMATIC TRANSMISSION WITH
 PTO PROVISION
 MT-40-14X 40,000# R-SERIES TANDEM REAR AXLE
 TUFTRAC 40,000# REAR SPRING SUSPENSION
 MFS-18-133A 18,000# FL1 71.0 INCH KPI/3.74 INCH
 DROP SINGLE FRONT AXLE

18,000# TAPERLEAF FRONT SUSPENSION
 114 INCH BBC FLAT ROOF ALUMINUM CONVENTIONAL
 CAB
 5325MM (210 INCH) WHEELBASE
 11/32X3-1/2X10-15/16 INCH STEEL FRAME
 (8.73MMX277.8MM/0.344X10.94 INCH) 120KSI
 1625MM (64 INCH) REAR FRAME OVERHANG
 1/4 INCH (6.35MM) C-CHANNEL INNER FRAME
 REINFORCEMENT

			PER UNIT		TOTAL
VEHICLE PRICE	TOTAL # OF UNITS (1)	\$	104,246	\$	104,246
EXTENDED WARRANTY		\$	3,200	\$	3,200
DEALER INSTALLED OPTIONS		\$	29,763	\$	29,763
CUSTOMER PRICE BEFORE TAX		\$	137,209	\$	137,209

TAXES AND FEES

FEDERAL EXCISE TAX (FET)	\$	(384.0)	\$	(384.0)
TAXES AND FEES	\$	11,081	\$	11,081
OTHER CHARGES	\$	0	\$	0

TRADE-IN

TRADE-IN ALLOWANCE	\$	(0)	\$	(0)
---------------------------	----	-----	----	-----

BALANCE DUE	(LOCAL CURRENCY)	\$	147,906	\$	147,906
--------------------	-------------------------	-----------	----------------	-----------	----------------

COMMENTS: Projected delivery on ___ / ___ / ___ provided the order is received before ___ / ___ / ___.

APPROVAL: Please indicate your acceptance of this quotation by signing below: Customer:

X_____ Date: ___ / ___ / ___.

Daimler Truck Financial

Financing that works for you.

See your local dealer for a competitive quote from Daimler Truck Financial, or contact us at Information@dtfoffers.com.

Daimler Truck Financial offers a variety of finance, lease and insurance solutions to fit your business needs. For more information about our products and services, visit our website at www.daimler-truckfinancial.com.



NORWOOD EQUIPMENT INC.

511 E Mohave St
Phoenix, AZ 85004
Phone 602-254-0644 Fax 602-253-4100

QUOTATION

7/16/2016

FOR:	FREIGHTLINER OF ARIZONA	NEW BODY INSTALL		
	TOLLESON, AZ	FOR: CITY OF GLENDALE		
ATTN:	CORY THOMPSON	PREPARED BY: STAN YOUNG		
QUANTITY		LABOR	UNIT PRICE	SUBLET
	INSTALL NEW WILLIAMSEN WNN15-3442 DUMP BODY (NEEDS A MIN USABLE 128" CT)			
	15' LONG, 96" WIDE OD, 84" WIDE ID 11.2 CU YRD CAPACITY			
	LONGSILLS: 8" TALL TRAPAZOID WITH 5/8 RUBBER WEAR PADS BETWEEN FRAME			
	SQUARE BODY, CROSS MEMBER-LESS DESIGN			
	FRONT WALL: 62" TALL, 8GA DOMEX STEEL, WITH STD HD 30" CAB GUARD			
	DOGHOUSE STYLE HOIST MOUNT WITH INVERTED LIFT CYLINDER.			
	SIDES: 34" TALL, 8GA DOMEX INNER PANEL WITH 10GA OUTER, DOUBLE WALL CONST			
	6" BOXED DOUBLE SLOPING TOP RAILS WITH BOARD POCKETS FRONT & REAR			
	FLOOR: 1/4" HARDOX AR-450 STEEL			
	HIGH STRENGTH REAR PILLERS: WITH RECESSED TAIL LIGHTS			
	STD SWING TAILGATE: 42" TALL/STRAIGHT, 1/4" HARDOX AR-450 FACE			
	GATE LATCHES: AIR OPERATED CAB CONTROLLED			
	HD TAILGATE HINGE AND LATCH HARDWARE.			
	FULL LENGTH 10GA STEEL RUB RAILS			
	12" SPREADER APRON 1/4" HARDOX AR-450, WITH CHAINS			
	LED LIGHTS AND REFLECTORS TO DOT REQUIREMENT			
	BODY UP SAFETY PROP, INDICATOR LIGHT			
	HD MUDFLAPS, FRONT & BACK OF DRIVE TIRES			
	HD REAR HINGE ASSEMBLY WITH GREASABLE PINS			
	NEW HOT-SHIFT PTO WITH DIRECT MOUNT AIR SHIFT HYDRAULIC PUMP (AUTO TRANS)			
	PTO, HOIST AND BODY CONTROLS ARE IN TOWER MOUNTED IN RS FLOORBOARD			
	35 GAL STEEL HYRAULIC TANK MOUNTED RIGHT SIDE OF FRAME WITH SIGHT GLASS			
	HYDRAULIC TANK HAS BUILT IN 10 MICRON RETURN LINE FILTER			
	30 GAL NEW HYD OIL, SHUT OFF VALVES AND MISC HYD HOSES AS NEEDED			
	BODY IS INSTALLED COMPLETE PAINTED WHITE			25,074.00
	OPTIONS ADD			
	"PULL TARPS" ELECTRIC TARP SYSTEM WITH STEEL TARP ARMS AND HOUSING			
	INCLUDES HD MESH TARP, INSTALLED WITH CAB OPERATED CONTROL			2,444.00
	HD REAR HITCH PLATE WITH AIR LOCK PINTLE HITCH, "RECESSED" GLAD HANDS**			1,273.00
	D-RINGS AND 7-WAY LIGHT SOCKET* INSTALLED COMPLETE			
	**Truck must have trailer air and electrical package to rear of frame			
	ELECTRIC BRAKE CONTROLER INSTALLED AND WIRED TO REAR HITCH PLATE			466.00
	Cust to determine which light socket they want 6 or 7 way socket (to be determined)			
	18-18-36 STEEL TOOL BOX MOUNTED ON SIDE OF FRAME where applicable			506.00
SUB TOTAL				29,763.00
8.6% ST TAX				Not Included
12% FET TAX				Not Included
TOTAL				

ACCEPTED BY:

DATE:

If you have any questions concerning this quotation contact Stan Young 602-725-4976

THANK YOU FOR YOUR BUSINESS!