



West Phoenix / Central Glendale Transit Corridor Study Update

Glendale City Council Workshop

March 17, 2015

Valley-Wide Transit Growth – 25 years

- Population – Doubled
 - 3.8 million in 2010
- Miles of operation – Tripled
 - 31 million annual revenue miles
- Transit boardings – Quadrupled
 - 72 million annual passengers



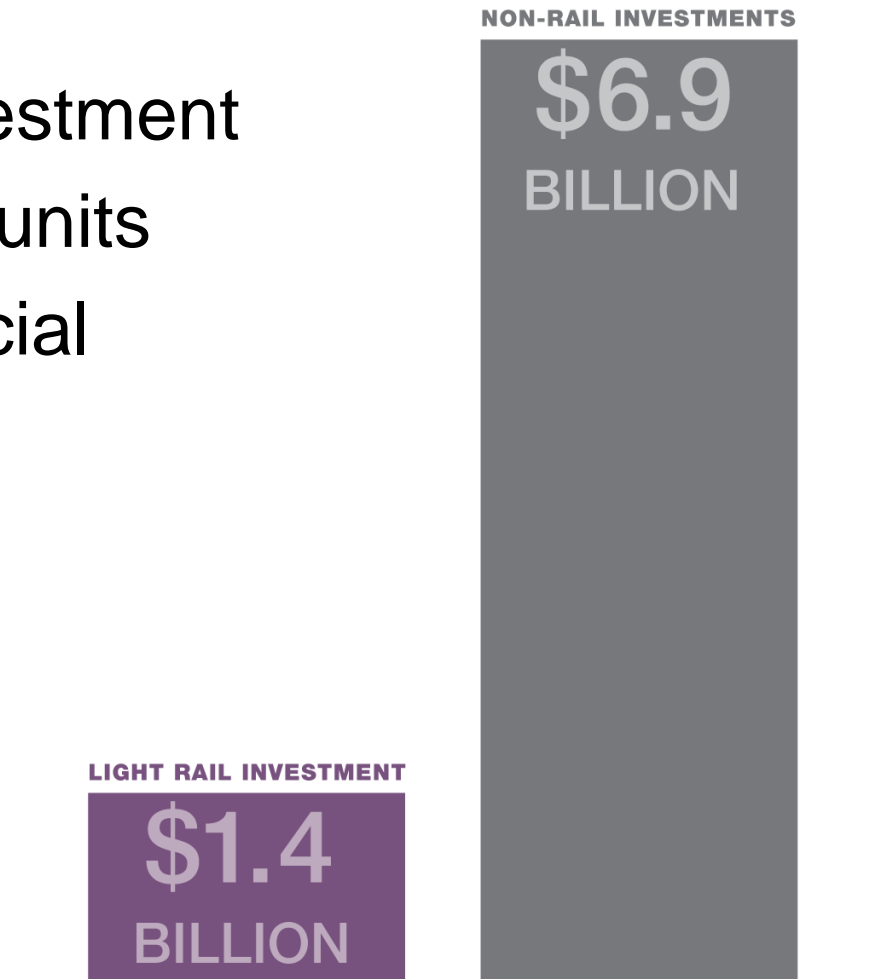
Defining Success: LRT Ridership

- Exceeding all expectations:
 - Exceeded opening year forecast by 34%
 - Nearing 2020 ridership projection
 - Current – 44,000/day
 - Super Bowl – all-time high 126,000

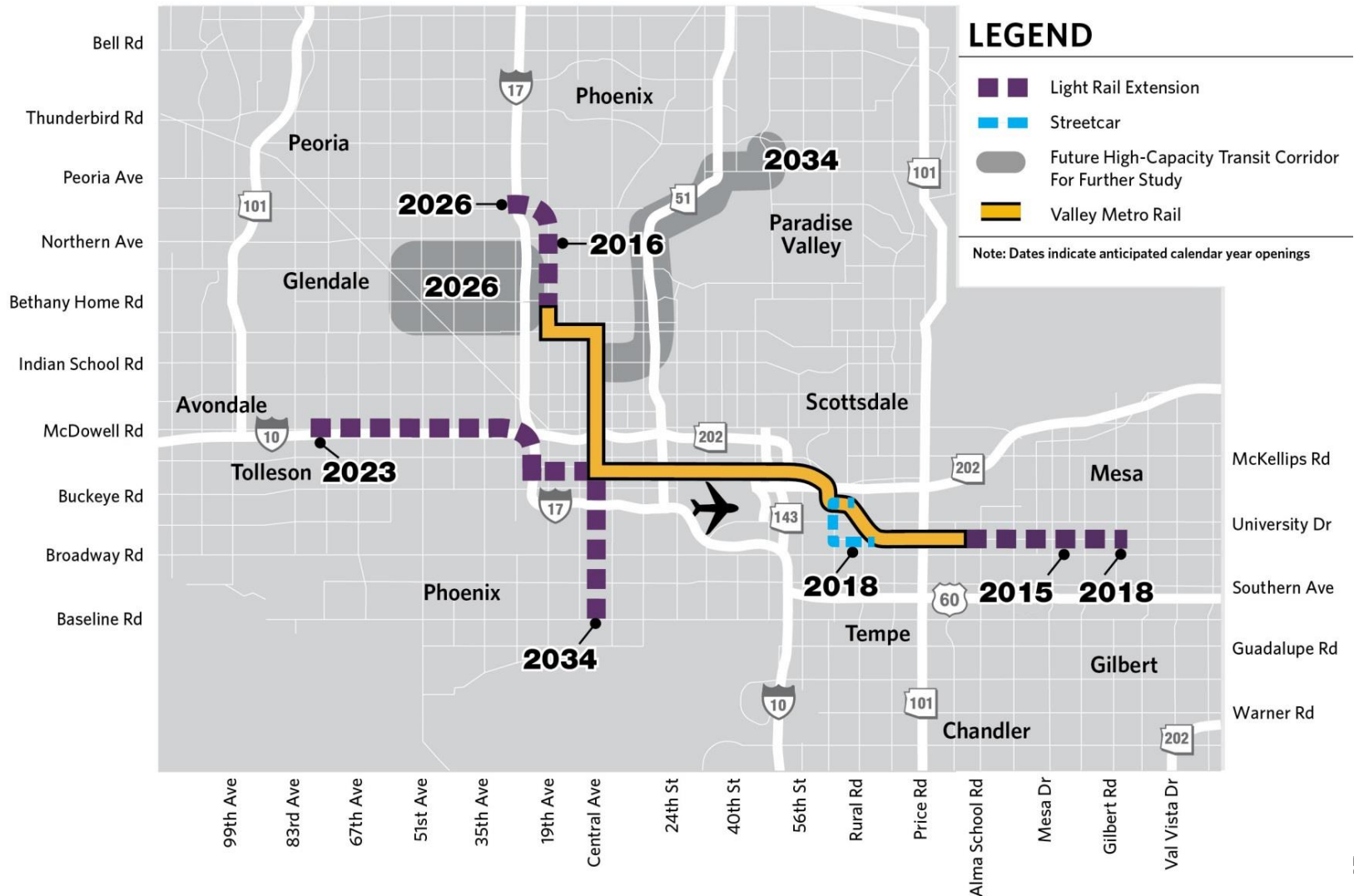


Development Along Light Rail

- \$6.9 billion total investment
- 16,500+ residential units
- 13M sq. ft. commercial
- 3,500+ hotel rooms

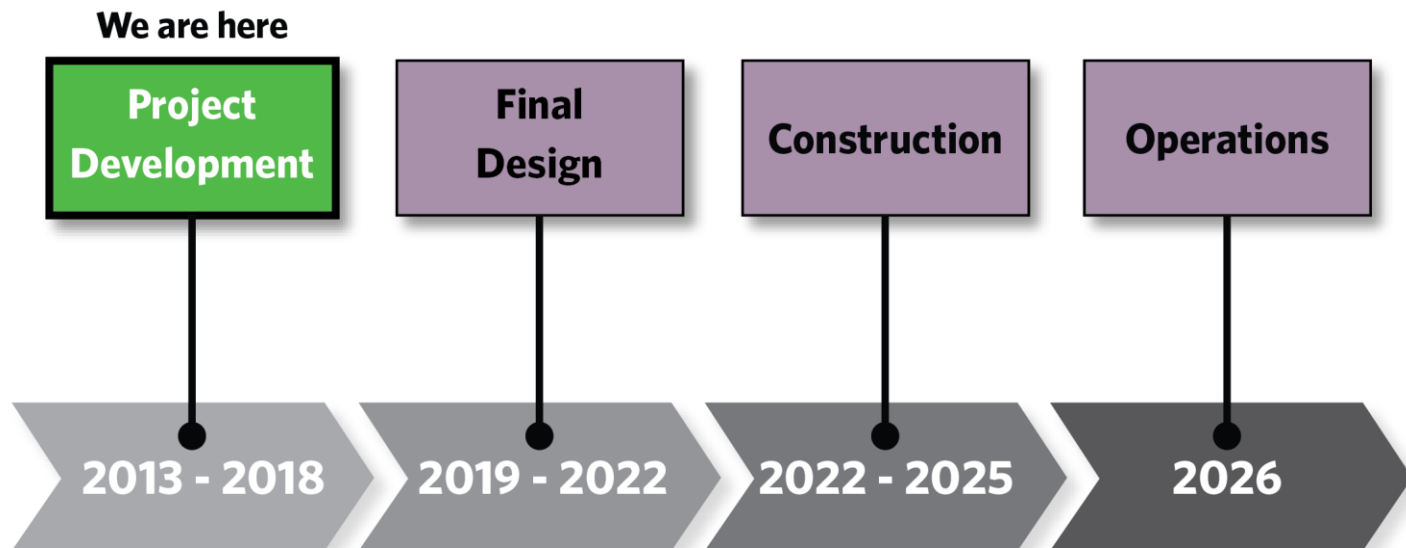


Future Transit System



Current Phase: Alternatives Analysis

- Goal: Develop a recommendation
 - **What** type of transit?
 - **Where** to locate the route?



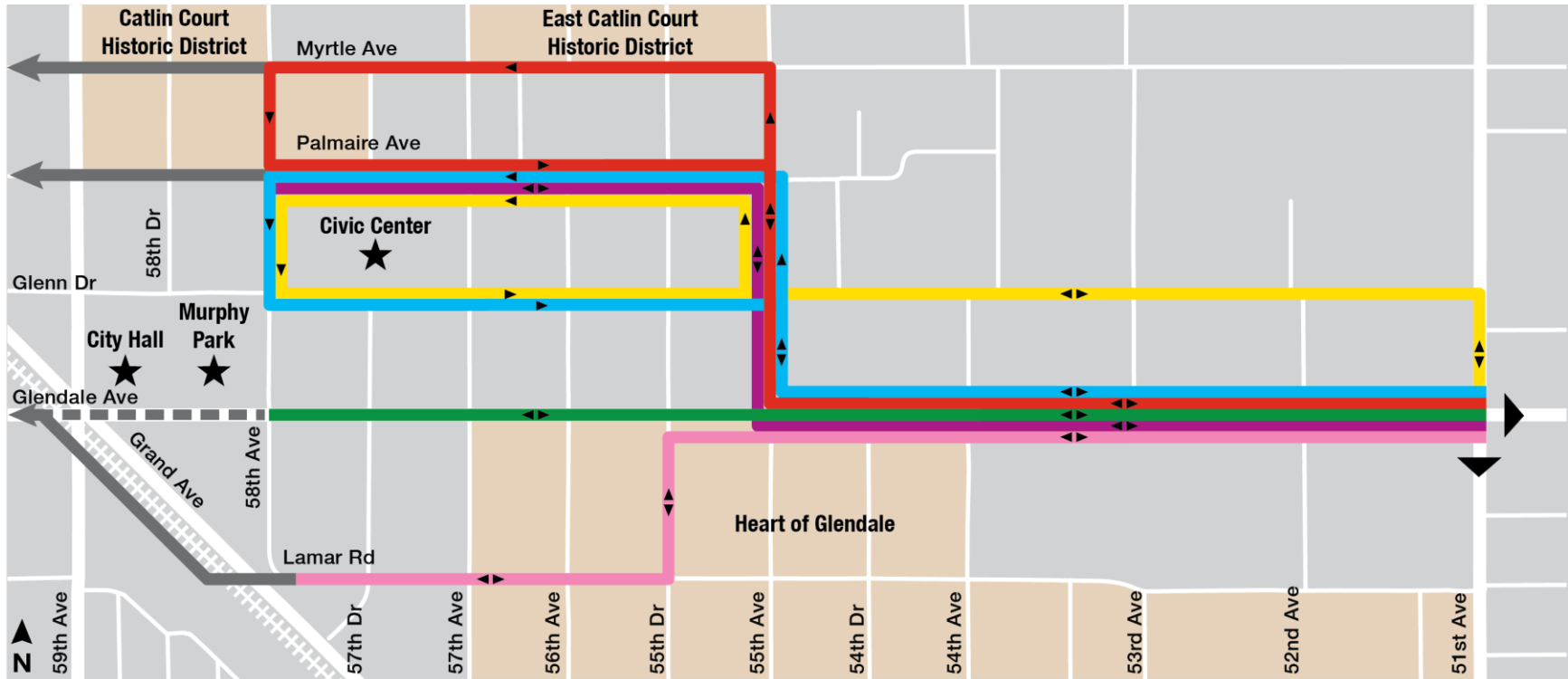
Valley Metro Public Outreach

- Cactus District Open House
- Centerline Business Alliance
- Christmas in July event
- Downtown Merchants Meeting
- First Southern Baptist Church of Glendale Seniors Group
- Glendale Chamber of Commerce
- Glendale Citizens Transportation Oversight Commission
- Glendale Family Bike Ride
- Glendale GAIN events
- Glendale Board of Adjustment
- Glendale General Plan Steering Committee
- Glendale Glitters
- Glendale Historic Preservation Commission
- Glendale Neighborhood Commission
- Glendale Planning Commission
- Glendale Rotary Club
- Glendale Serve Day
- Glendale Touch-A-Truck
- Glendale West Rotary Club
- Glendale Women's Club
- GO Glendale Open House
- Heart of Glendale
- N.E.I.G.H.B.O.R. Alliance
- Ocotillo District Open House
- Public Meetings (3)









Route Options Under Consideration



Downtown Glendale Options

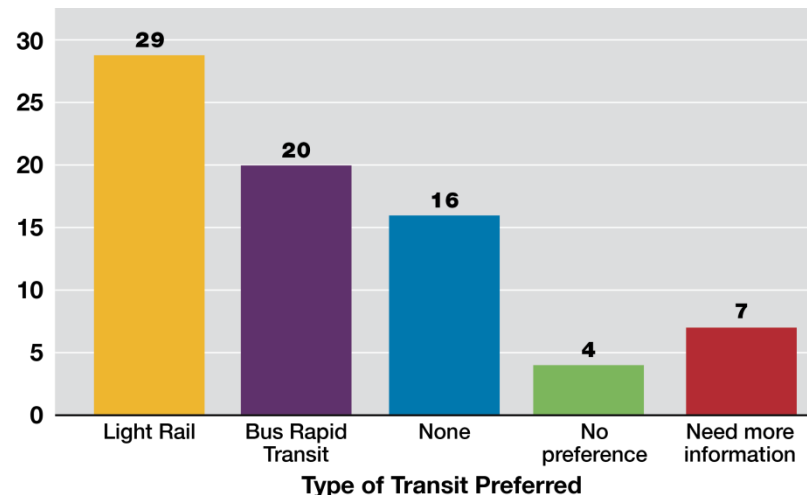


LEGEND

- | | | |
|--|--|---|
|  Lamar Rd & 55th Dr |  Palmaire Ave & 55th Ave |  Future Route Options |
|  Glendale Ave |  Myrtle Ave/Palmaire Ave & 55th Ave |  Future Route Option – BRT Only |
|  Glenn Dr/Palmaire Ave & 55th Ave |  Glenn Dr/Palmaire Ave & 51st Ave |  Arrows Indicate Direction of Travel |

Key Survey Results

- Business and property owners in two focus areas in downtown and along Glendale Ave.
- Majority say promoting economic development/ improvement is a priority
- Majority prefer some type of improved transit and feel improved transit will benefit them



Why is consideration of improved transit important for Glendale?

- **Improve** mobility
- **Connect** to existing Valley Metro light rail
 - Downtown Glendale and West Phoenix
 - Major activity centers
- **Funding** potential to lose federal/regional dollars
- **Support** local planning priorities
 - Transportation
 - Economic development
 - Land use

Economic Development Impacts

- Regional Light Rail results:
 - 170 projects
 - \$6.9 billion capital investment
 - \$5.4 billion is private sector
- Projected positive economic impacts:
 - 32-39% increase in tax revenue
 - 27-30% increase in property values
 - 17-22% increase in employment
 - 9-14% increase in population
- National return on investment is 3.7 to 1 (370%)



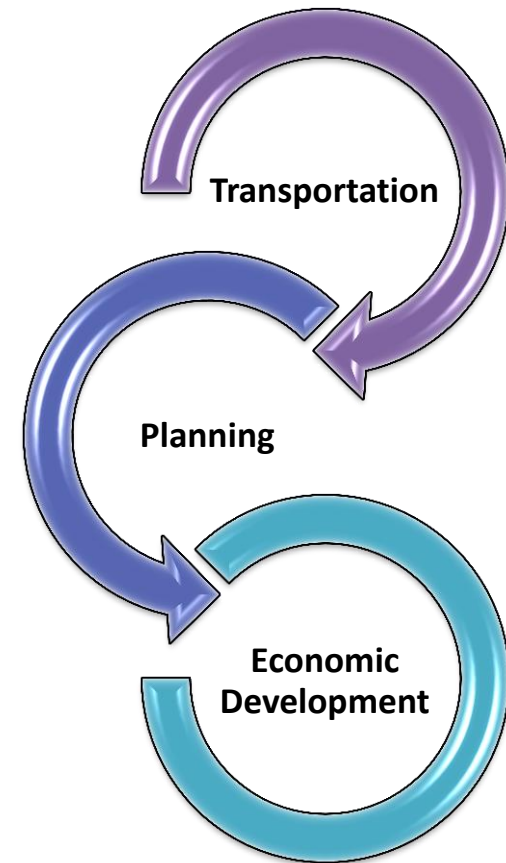
Planning and Land Use Impacts

- Glendale Centerline Project
- Opportunity for Transit Oriented Development
- Minimum of 92 vacant land parcels (14%)
- Vacancy rates higher than city-wide average



Core Internal Project Team

- Comprehensive approach
- Best practice
- Structure
 - Transportation
 - Economic Development
 - Planning
- Future city-wide expansion



Community Working Group

- Best practice
- Diverse stakeholder engagement opportunity
- Focus on downtown route options
- Develops advisory recommendations for Public Meetings
- Application process
- Professional facilitator
- Timely implementation is required

Research Tours

- Site visits, conferences, symposiums:
 - Transit Oriented Development
 - Light Rail Communities
 - Sustainability
 - Urban Planning
 - Community Redevelopment



Timeline Review

- Valley Metro technical analysis through Fall 2015
- Valley Metro outreach is ongoing
- Establish Community Working Group (by May)
- Community Working Group meetings (Jun.-Nov.)
- Council Update meetings (Sep./Oct.)
- Research tours (through Oct./Nov.)
- Study conclusion and Council action (Dec./Jan.)

Questions and Comments

- Seeking consensus to continue moving forward with the public outreach and stakeholder engagement plan as presented