




CASE NO. AN-193

PROPOSED ANNEXATION OF APPROXIMATELY
3.9 ACRES EAST OF THE SOUTHEAST CORNER
OF THE NEW RIVER AND THE CLARA LANE ALIGNMENT.



-  Glendale City Boundaries
-  City of Glendale
-  Proposed Annexation

